

nurus

Cube Collection

Design by **Nurus D Lab**



Cute helpers for your storage requirements.

Cube storage unit was designed with the intention to create a flexible, durable, comfortable, and aesthetic environment. Wide product line, rich colour palette, and material options featured in Cube provide a variety of solutions for storage requirements in all living spaces.



Cube was designed to provide flexibility, durability, and aesthetics while solving your storage requirements in any working or living environment.

Cube features metal and melamine* options for main body; metal body of Cube is manufactured in 22 seconds, utilizing cutting edge technology for fully automated production. In addition to long utilization life, Cube also adds to fire safety with durability of metal.

Cube has a wide product family, growing even richer with hidden penholder, pen holder, and file hanger choices.

* Melamine lapels offer single, double, and embedded handle choices.



Cube Fixed Commodes



Cube Fixed Commodes



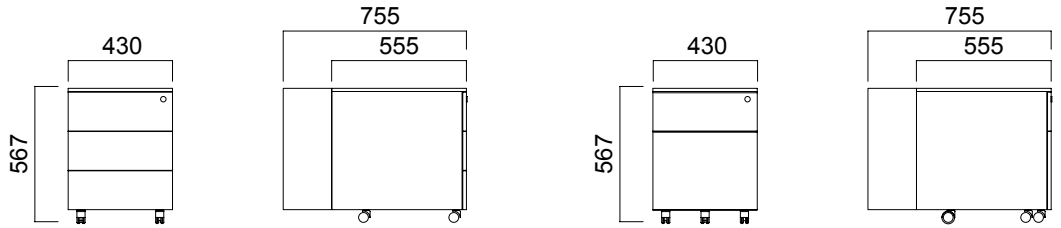
Cube Mobile Commodes



Cube Mobile Commodes

DIMENSIONS (mm)

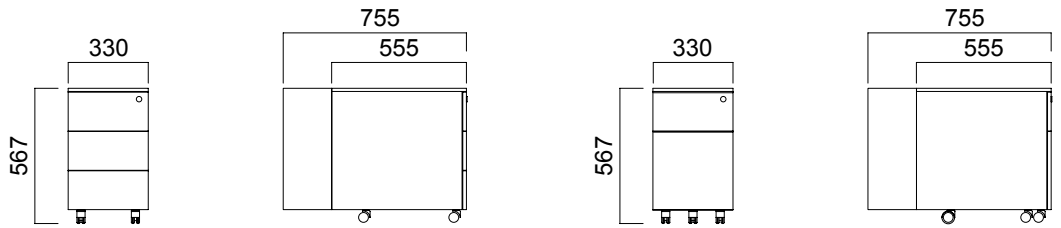
Cube Mobile Commodes



3 Drawers
3 Drawers + 1 Hidden Penholder

1 Drawers + 1 File Drawer
1 Drawers + 1 File Drawer + 1 Hidden Penholder

*Measurements are given for metal body commodes. Melamine body commodes' width is 367 mm and depth is 600 mm. and 800 mm.



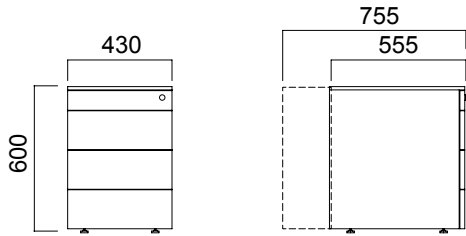
3 Drawers

1 Drawers + 1 File Drawer

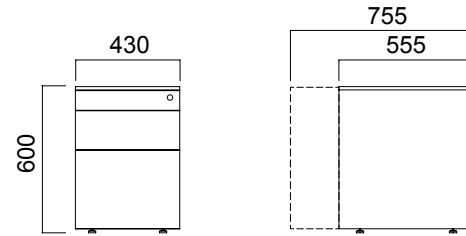
*Measurements are given for metal body commodes. Melamine body commodes' width is 367 mm and depth is 600 mm. and 800 mm.

DIMENSIONS (mm)

Cube Fixed Commodes

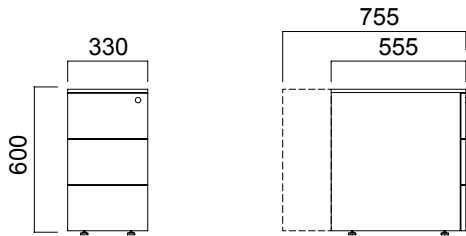


3 Drawers + 1 Penholder

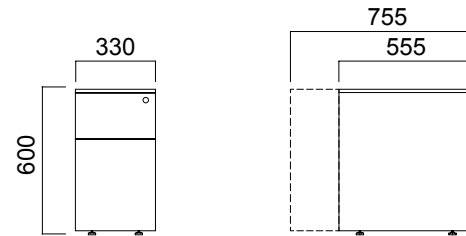


1 Drawers + 1 File Drawer + 1 Penholder

*Measurements are given for metal body commodes. Melamine body commodes' width is 467 mm and depth is 600 mm.and 800 mm.



3 Drawers



1 Drawers + 1 File Drawer

*Measurements are given for metal body commodes. Melamine body commodes' width is 367 mm and depth is 600 mm.and 800 mm.

nurus.com/cube