

nurus



Lunar Workstations

Design by **Nurus D Lab**

Lunar Workstations

Lunar facilitates efficiently and functionally organizing workspaces for units of two or three people. Strengthening the interaction and cooperation between employees, Lunar workstations also support individual efforts with middle panels that enable splitting workspaces.

Lunar desks offer two different table slab choices: perpendicular corners and radius.

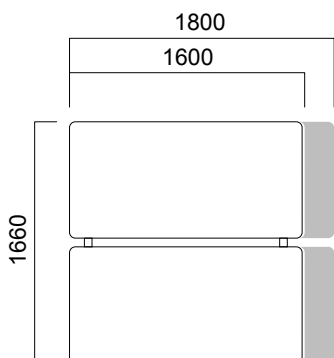
Design by Nurus D Lab

Always up-to-date with science and technology, Nurus D-Lab designs products that are ahead of their time. Through human-centered observation, prototyping and in respect to trending needs and dreams, the team works diligently. Coming up with meaningful and reflective design solutions only marks the start of the process: From strategy to launch and support, D-Lab manages it all. Each detail is attended and tested through at the advanced level.

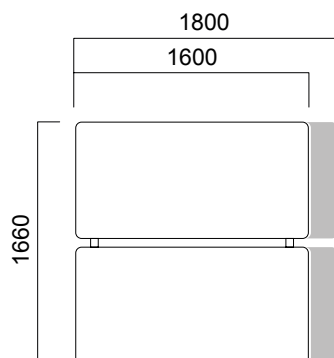


DIMENSIONS (mm)

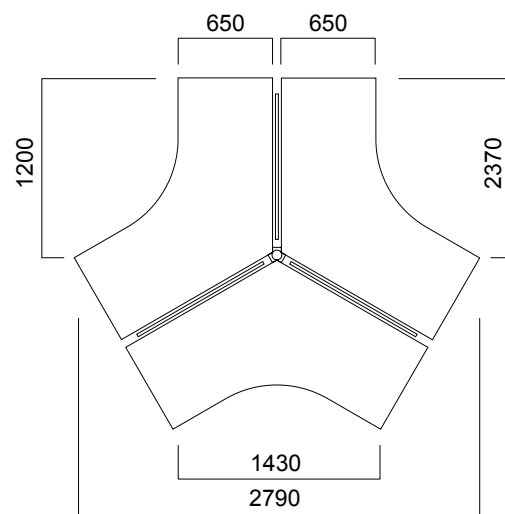
Workstations



W:166 cm Double Desk with Single Leg

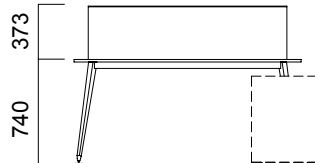
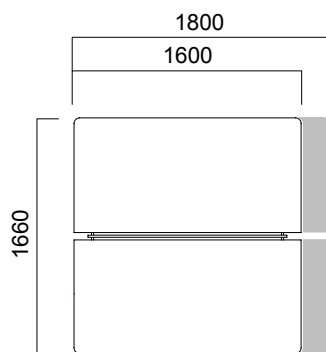
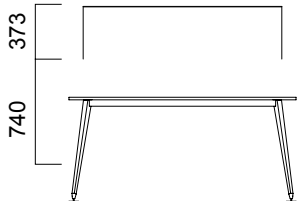
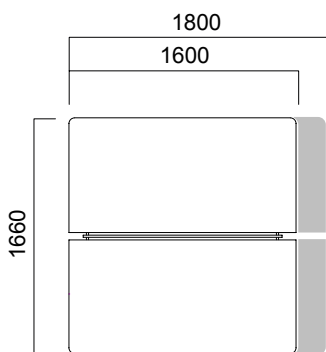


W:166 cm Double Desk



Triple Workstation

Middle Panels



Dimensions defined in millimetres.

Materyal

Table slab is made of melamine. Front panel can be chosen between melamine or fabric. Legs are made of powder painted metal.*

* Please refer to technical document for more information.